



Strategy Overview

MYPATH Asset Allocation Portfolios™ (MAAP) are strategic asset allocation strategies focused on providing diversified portfolios with risk adjusted returns. The diversification of holdings within each portfolio seeks to reduce the overall risk in terms of variability of returns.

Investment Process

Each portfolio’s level of risk is rooted in the corresponding targeted allocation. Allocation percentages, strategic adjustments, and/or rebalances of the portfolios will be guided by our proprietary MACROCAST™ analysis and the variance of the individual positions from their targeted allocation.

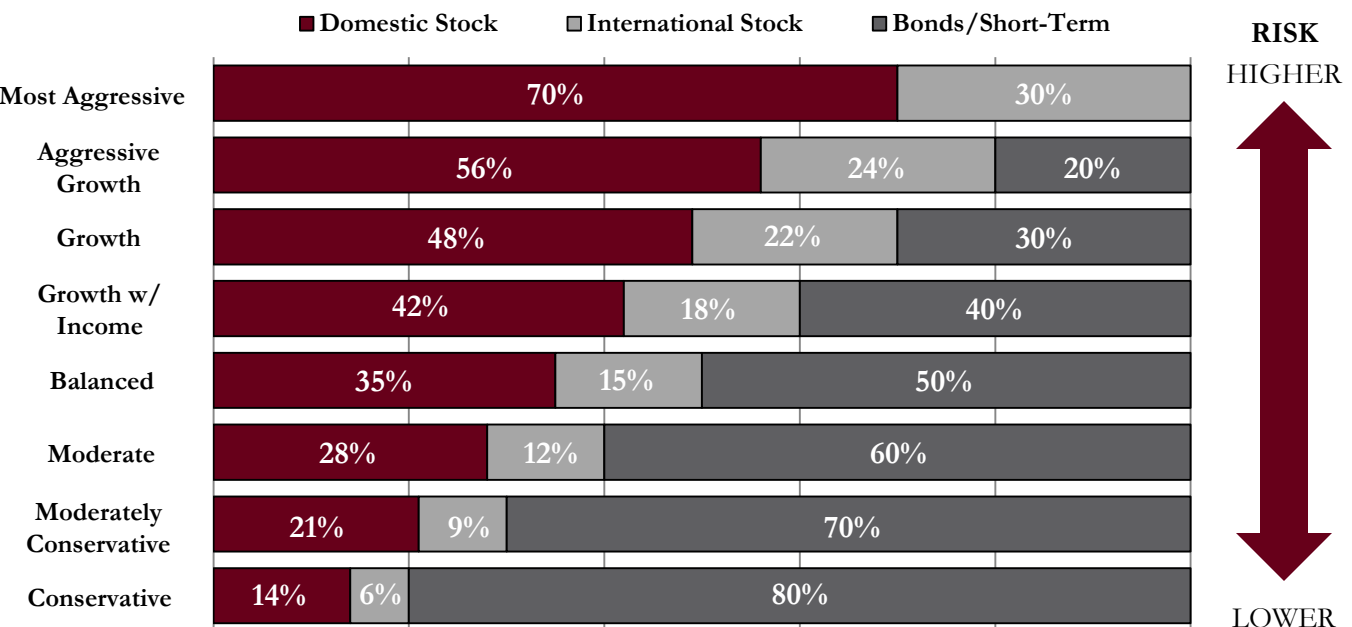
How is the MACROCAST™ Score determined?

- V Valuation
- I Inflation
- T Technical Analysis
- A Aggregate Economy
- L Liquidity
- S Sentiment

Corbett Road examines data across 6 categories (the VITALS) that we believe impact market conditions. Within the VITALS, we look at more than 20 specific indicators that drive the MACROCAST™ Score. These indicators are then assessed and classified as signaling a positive (+1), neutral (0), or negative (-1) trend. The final MACROCAST™ Score is the result of the summation of the classified indicators.

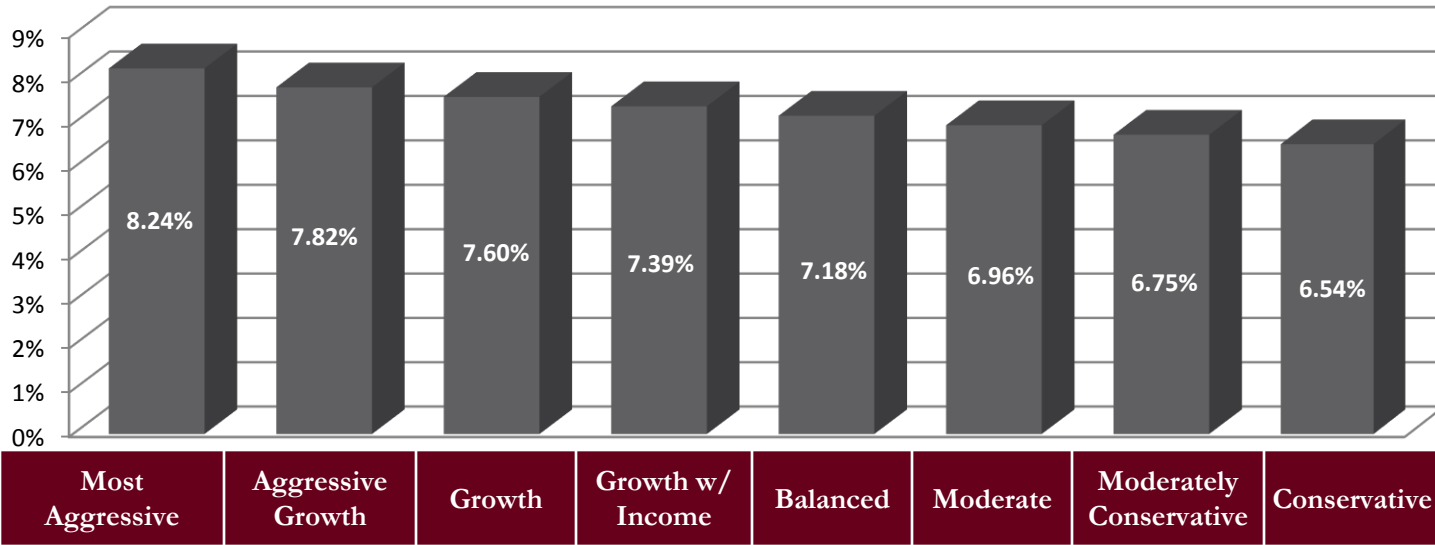

MACROCAST™

MAAP Target Allocations




Contact us to discuss how Corbett Road can help you achieve your goals. (Local) 703.748.5836 or (Toll Free) 844.688.4955

MAAP Target Allocation Historical Returns (1/1/1988 – 12/31/2018)¹



The NEED for a DISCIPLINED investment approach

Annualized Returns by Asset Class (1999-2018)²



Disclosure Information

Spire Wealth Management, LLC is a Federally Registered Investment Advisory Firm. Securities offered through an affiliated company, Spire Securities, LLC., a Registered Broker/Dealer and member FINRA/SIPC.

Corbett Road Investment Management ("CRIM") is a Subchapter S Corporation affiliated with Spire Wealth Management LLC, an independent registered investment adviser. Valuations are computed and performance is reported in U.S. dollars. A complete list of composite descriptions is available upon request. Policies for valuing portfolios, calculating performance, and preparing compliant presentations are available upon request. To obtain a compliant presentation and/or the firm's list of composite descriptions, please contact us at 703.748.5833 (local) or 888.737.8907 (toll free).

CRIM claims compliance with the Global Investment Performance Standards (GIPS®) and has prepared and presented this report in compliance with the GIPS standards. CRIM has been independently verified for the periods January 1, 2014 to December 31, 2018. Verification assesses whether (1) the firm has complied with all the composite construction requirements of the GIPS standards on a firm-wide basis and (2) the firm's policies and procedures are designed to calculate and present performance in compliance with the GIPS standards. The chart(s)/graph(s) shown is (are) for informational purposes only and should not be considered as a suggestion of any investment recommendation, investment strategy, or as an offer of advice to buy, sell, or exchange any investment product or investment vehicle. Past performance may not be indicative of future results. While the sources of information, including any forward looking statements and estimates, included in this (these) chart(s)/graph(s) was deemed reliable, Corbett Road Investment Management, Spire Wealth Management LLC, Spire Securities LLC and its affiliates do not guarantee its accuracy.

1 – Returns shown are based upon historical performance of their corresponding index benchmarks. Domestic Stock: S&P 500, International Stock: MSCI EAFE, Bonds/Short-term: Bloomberg Barclays Aggregate Bond. This chart is for illustrative purposes only and does not represent actual or implied performance of any investment option.

2 – Source of data - J.P. Morgan Guide to the Markets, December 31, 2019. Information based upon DALBAR Inc.'s Quantitative Analysis of Investor Behavior (QAIB) 2018. www.dalbar.com. Average asset allocation investor return is based on DALBAR study, which utilizes the net of aggregate mutual fund sales, redemptions, and exchanges each month as a measure of investor behavior. Returns are annualized (total return where applicable) and represent the 20-year period ending 12/31/18 to match DALBAR's most recent analysis. Indexes used are as follows: Domestic Stock: S&P 500, International Stock: MSCI EAFE, Bonds/Short-term: Bloomberg Barclays Aggregate Bond, Inflation: CPI.